



# Rock Wheels

	PRW040	PRW060	PRW100	PRW200	PRW250	PRW300	PRW500
Working Weight exc. bracket (kg)	300	470	640	1140	1465	2410	3650
Required oil flow (lpm)	45-80	65-120	90-150	130-190	170-250	240-340	350-500
Max pressure (bar)	350	350	350	350	350	380	380
Max cutting force (kN)	13.5	20.3	27.6	35.2	53.4	68	121
Hydraulic motor power (kW)	27	37	50	61	87	112	175
Standard drum width (mm)	565	625	700	800	850	950	1250
Drum diameter (mm)	380	450	500	595	660	750	750
Distance between drums (mm)	110	130	130	150	160	175	300
Tooth holder diameter (mm)	20	22	22	38/30	38/30	38/30	38/30
Excavator Weight Class (t)	2.5-7	6-12	9-16	14-22	20-34	28-45	50-70




**HP drum** - penetrates deep, even into hard materials (standard)



**GP drum** - recommended for wall profiling (optional)




**WB drum** - special drum for finishing and profiling (optional)



**Mixing drum** - with specialist mixing paddles for remediation works

## Product features

- A** Can be operated underwater without any modifications
- B** Feed line filter protects the motor from impurities
- C** Interchangeable drums and teeth to suit any application
- D** Double support bearings for each drum – shaft transmits motion only and bears no load
- E** Replaceable anti-wear plates
- F** Dust proof mechanical seals provides protection from dust even when attachment is in the ground
- G** Frame design prevents material build-up
- H** PATENTED integrated high displacement hydraulic piston motor gives high torque and performance
- I** Two hose positions give maximum precision and increased productivity front or side mounted



# PRODEM.